

Leek Wootton and Guy's Cliffe

Area map



Population

1,000

people

56,490,000 people in England

Rounded to the nearest 10 people (nearest 100 for England)

Number of households

410

households

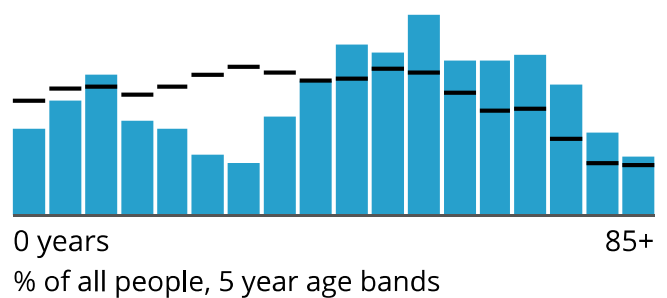
23,436,100 households in England

Rounded to the nearest 10 households (nearest 100 for England)

Age profile

■ Leek Wootton and Guy's Cliffe

— (England)



Sex

■ Leek Wootton and Guy's Cliffe (England)

Female **49.8%** (51.0%)



Male **50.2%** (49.0%)



% of all people

Legal partnership status

■ Leek Wootton and Guy's Cliffe (England)

Never married and never registered a civil partnership **20.8%** (37.9%)



Married or in a registered civil partnership **66.1%** (44.7%)



Separated, but still legally married or still legally in a civil partnership **1.4%** (2.2%)



Divorced or civil partnership dissolved **5.9%** (9.1%)



Widowed or surviving civil partnership partner **5.8%** (6.1%)



% of people aged 16 years and over

Country of birth

■ Leek Wootton and Guy's Cliffe (England)

Born in the UK **91.9%** (82.6%)



Born outside the UK **8.1%** (17.4%)



% of all people

Passports held

■ Leek Wootton and Guy's Cliffe (England)

UK passport **91.5%** (76.6%)



Non-UK passport **2.8%** (10.2%)



No passport held **5.7%** (13.2%)



% of all people

Length of residence in the UK

Leek Wootton and Guy's Cliffe (England)

Born in the UK **91.8%** (82.6%)



10 years or more **5.9%** (10.1%)



5 years or more, but less than 10 years **1.2%** (3.0%)



2 years or more, but less than 5 years **0.4%** (2.3%)



Less than 2 years **0.7%** (1.9%)



% of all people

Household composition

Leek Wootton and Guy's Cliffe (England)

One person household **21.9%** (30.1%)



Single family household **74.8%** (63.0%)



Other household types **3.4%** (6.9%)



% of all households

Household size

Leek Wootton and Guy's Cliffe (England)

1 person in household **22.2%** (30.1%)



2 people in household **40.5%** (34.0%)



3 people in household **17.1%** (16.0%)



4 or more people in household **20.2%** (19.9%)



% of all households

Household deprivation

Leek Wootton and Guy's Cliffe (England)

Household is not deprived in any dimension **64.9%** (48.4%)



Household is deprived in one dimension **30.5%** (33.5%)



Household is deprived in two dimensions **4.6%** (14.2%)



Household is deprived in three dimensions **0.0%** (3.7%)



Household is deprived in four dimensions **0.0%** (0.2%)



% of all households

Ethnic group

Leek Wootton and Guy's Cliffe (England)

Asian, Asian British or Asian Welsh **3.3%** (9.6%)

Black, Black British, Black Welsh, Caribbean or African **0.5%** (4.2%)

Mixed or Multiple ethnic groups **1.9%** (3.0%)

White **92.9%** (81.0%)

Other ethnic group **1.4%** (2.2%)

% of all people

National identity

Leek Wootton and Guy's Cliffe (England)

One or more UK identity only **95.5%** (88.0%)

UK identity and non-UK identity **1.6%** (2.0%)

Non-UK identity only **2.9%** (10.0%)

% of all people

Religion

Leek Wootton and Guy's Cliffe (England)

No religion **26.6%** (36.7%)

Christian **63.0%** (46.3%)

Buddhist **0.3%** (0.5%)

Hindu **0.3%** (1.8%)

Jewish **0.0%** (0.5%)

Muslim **1.3%** (6.7%)

Sikh **2.0%** (0.9%)

Other religion **0.4%** (0.6%)

Not answered **6.1%** (6.0%)

% of all people

General health

Leek Wootton and Guy's Cliffe (England)

Very good health **56.2%** (48.5%)

Good health **34.2%** (33.7%)

Fair health **8.4%** (12.7%)

Bad health **1.2%** (4.0%)

Very bad health **0.1%** (1.2%)

% of all people

Disability

Leek Wootton and Guy's Cliffe (England)

Disabled under the Equality Act **11.1%** (17.3%)



Not disabled under the Equality Act

88.9% (82.7%)



% of all people

Provision of unpaid care

Leek Wootton and Guy's Cliffe (England)

Provides no unpaid care **91.3%** (91.2%)



Provides 19 hours or less unpaid care a week

5.9% (4.3%)



Provides 20 to 49 hours unpaid care a week

1.0% (1.8%)



Provides 50 or more hours unpaid care a week

1.8% (2.6%)



% of people aged five years and over

Proficiency in English

Leek Wootton and Guy's Cliffe (England)

Main language is English (English or Welsh in Wales) **97.7%** (90.8%)



Can speak English very well **2.0%** (4.0%)



Can speak English well **0.1%** (3.3%)



Cannot speak English well **0.2%** (1.6%)



Cannot speak English **0.0%** (0.3%)



% of people aged three years and over

Accommodation type

Leek Wootton and Guy's Cliffe (England)

Whole house or bungalow **95.1%** (77.4%)



Flat, maisonette or apartment **4.6%** (22.2%)



A caravan or other mobile or temporary structure **0.2%** (0.4%)



% of all households

Number of cars or vans

Leek Wootton and Guy's Cliffe (England)

No cars or vans in household **4.6%** (23.5%)



1 car or van in household **26.0%** (41.3%)



2 cars or vans in household **47.7%** (26.1%)



3 or more cars or vans in household

21.7% (9.1%)



% of all households

Number of bedrooms

Leek Wootton and Guy's Cliffe (England)

1 bedroom **3.3%** (11.6%)



2 bedrooms **10.5%** (27.3%)



3 bedrooms **28.4%** (40.0%)



4 or more bedrooms **57.8%** (21.1%)



% of all households

Central heating

Leek Wootton and Guy's Cliffe (England)

Does not have central heating **0.5%** (1.5%)



Does have central heating **99.5%** (98.5%)



% of all households

Occupancy rating for bedrooms

Leek Wootton and Guy's Cliffe (England)

+2 or more **68.1%** (35.6%)



+1 **22.1%** (33.2%)



0 **9.1%** (26.8%)



-1 **0.5%** (3.6%)



-2 or less **0.2%** (0.7%)



% of all households

Tenure of household

Leek Wootton and Guy's Cliffe (England)


Owens outright **54.3%** (32.5%)



Owens with a mortgage or loan or shared ownership **34.5%** (29.8%)



Social rented **2.9%** (17.1%)



Private rented or lives rent free **8.2%** (20.6%)



% of all households

Distance travelled to work

Leek Wootton and Guy's Cliffe (England)

Less than 10km **25.8%** (35.4%)



10km to less than 30km **12.7%** (14.4%)



30km and over **2.6%** (4.3%)



Works mainly from home **51.2%** (31.5%)



Other **7.7%** (14.5%)



% of people aged 16 years and over in employment

Second address indicator

Leek Wootton and Guy's Cliffe (England)

No second address **95.0%** (94.6%)



Second address is in the UK **3.4%** (4.1%)



Second address is outside the UK **1.6%** (1.3%)



% of all households

Method of travel to workplace

Leek Wootton and Guy's Cliffe (England)

Work mainly at or from home **51.0%** (31.5%)



Underground, metro, light rail, tram **0.0%** (1.9%)



Train **0.0%** (2.0%)



Bus, minibus or coach **0.0%** (4.3%)



Taxi **0.0%** (0.7%)



Motorcycle, scooter or moped **0.0%** (0.5%)



Driving a car or van **40.2%** (44.5%)



Passenger in a car or van **2.0%** (3.9%)



Bicycle **1.0%** (2.1%)



On foot **4.8%** (7.6%)



Other method of travel to work **1.0%** (1.0%)



% of people aged 16 years and over in employment

Economic activity status

Leek Wootton and Guy's Cliffe (England)

Economically active: In employment
59.9% (57.4%)



Economically active: Unemployed **1.9%** (3.5%)



Economically inactive **38.2%** (39.1%)



% of people aged 16 years and over

Occupation

Leek Wootton and Guy's Cliffe (England)

1. Managers, directors and senior officials
26.0% (12.9%)



2. Professional occupations **29.8%** (20.3%)



3. Associate professional and technical occupations **15.6%** (13.3%)



4. Administrative and secretarial occupations
7.8% (9.3%)



5. Skilled trades occupations **6.2%** (10.2%)



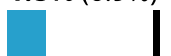
6. Caring, leisure and other service occupations
4.0% (9.3%)



7. Sales and customer service occupations
4.4% (7.5%)



8. Process, plant and machine operatives
1.8% (6.9%)



9. Elementary occupations **4.4%** (10.5%)



% of people aged 16 years and over in employment

Employment history

Leek Wootton and Guy's Cliffe (England)

Not in employment: Worked in the last 12 months **11.4%** (13.2%)



Not in employment: Not worked in the last 12 months **78.1%** (61.1%)



Not in employment: Never worked
10.5% (25.6%)



% of people aged 16 years and over not in employment

Socio-economic Classification (NS-SeC)

Leek Wootton and Guy's Cliffe (England)

L1, L2 and L3: Higher managerial, administrative and professional occupations
31.7% (13.2%)



L4, L5 and L6: Lower managerial, administrative and professional occupations **25.6%** (19.9%)



L7: Intermediate occupations **10.4%** (11.4%)



L8 and L9: Small employers and own account workers **12.5%** (10.6%)



L10 and L11: Lower supervisory and technical occupations **3.4%** (5.3%)



L12: Semi-routine occupations **4.7%** (11.3%)



L13: Routine occupations **3.7%** (12.0%)



L14.1 and L14.2: Never worked and long-term unemployed **2.6%** (8.5%)



L15: Full-time students **5.4%** (7.7%)



% of people aged 16 years and over

Hours per week worked

■ Leek Wootton and Guy's Cliffe (England)

Part-time: 15 hours or less worked

14.7% (10.3%)



Part-time: 16 to 30 hours worked **21.9%** (19.5%)



Full-time: 31 to 48 hours worked **46.8%** (59.1%)



Full-time: 49 or more hours worked

16.7% (11.1%)



% of people aged 16 years and over in employment

Highest level of qualification

■ Leek Wootton and Guy's Cliffe (England)

No qualifications **8.0%** (18.1%)



Level 1, 2 or 3 qualifications **32.3%** (39.9%)



Apprenticeship **4.3%** (5.3%)



Level 4 qualifications and above **53.5%** (33.9%)



Other qualifications **1.8%** (2.8%)



% of people aged 16 years and over

Schoolchildren and full-time students

■ Leek Wootton and Guy's Cliffe (England)

Student **18.3%** (20.4%)



Not a student **81.7%** (79.6%)



% of people aged five years and over

Source: Office for National Statistics - Census 2021